

Alexander Forbes Investments Unit Trust Scheme

Minimum Disclosure Document

November 2024

AF Investments Superior Yield Unit Trust - Class A


Fee class launch date*

17 September 2001

Fund size

R 2.9 billion

Risk profile



Denomination

South African Rand

ASISA portfolio category

South African - Interest Bearing - Short Term

Minimum investment

R30 000 single premium, R500 monthly by debit order

Income distribution

Declared monthly on the last working day. Distribution within six weeks of declaration date

Benchmark

Short-term Fixed Interest Call Deposit Index

Portfolio objective

This is an income portfolio. The investment objective of the portfolio is to provide a superior return in excess of money-market portfolios while maintaining a high degree of liquidity and capital preservation.

Investment policy summary

Investments to be included in the portfolio will include a combination of instruments with a superior return, including non-equity securities (including assets in liquid form), as well as listed and unlisted financial instruments, and any other securities of a similar nature in meeting the objectives of the portfolio and any other securities that the Act or the Registrar may, from time to time allow. The portfolio will predominantly invest in locally issued short-term non-equity securities, but is also permitted to invest a proportion of the portfolio in locally issued longer dated instruments should the market conditions permit. The portfolio may not be leveraged. The portfolio will be managed in accordance with the Prudent Investment Guidelines applicable to retirement funds, as set out in Regulation 28 of the Pension Funds Act, 1956, as amended from time to time. The portfolio may also include participatory interests of portfolios in collective investment schemes or other similar schemes. The manager will be permitted at its discretion to invest on behalf of the portfolio in offshore securities as legislation permits. Where direct investments are made in non-equity securities denominated in currencies other than that of the Republic, these investments will comply with the requirements as determined by the Collective Investment Schemes Control Act no. 45 of 2002 ("CISCA") and subordinate legislation promulgated thereunder. There are no additional mandate investment limitations.


Expected number of asset manager/s

For optimal diversification one can expect two to four managers in this portfolio

Strategic asset allocation

Managers/Portfolios

	SMA*
Aluwani	55.0%
Ninety One	44.5%
Cash	0.5%



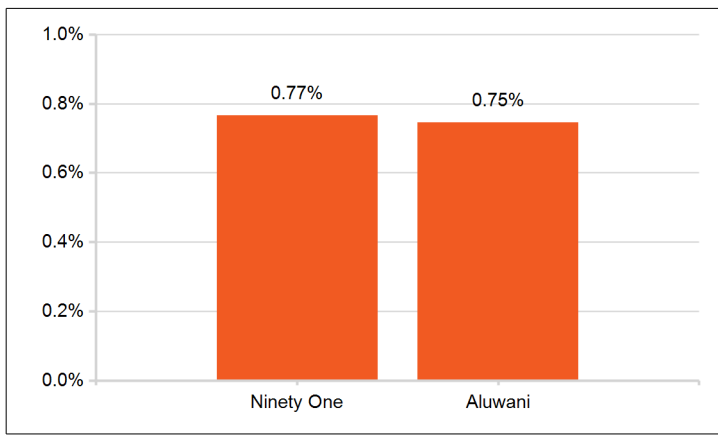
***Strategic manager allocation**

Performance of Class A to November 2024

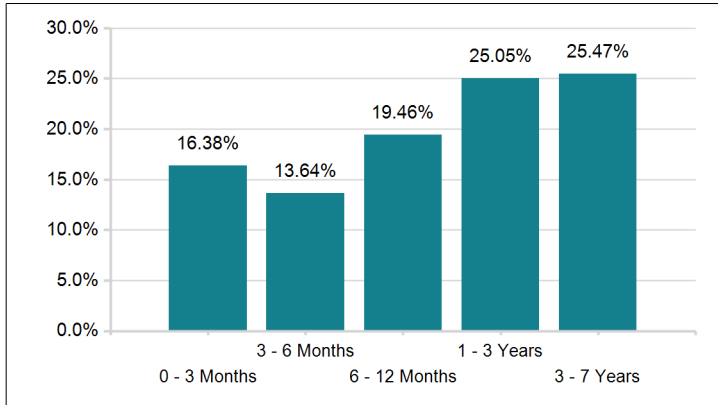
	Highest Annual (%)		Lowest Annual (%)	
	Portfolio	Benchmark	Portfolio	Benchmark
1 Month	0.71%	0.61%		
1 Year	9.22%	8.17%		
3 Years	7.94%	6.83%	9.43%	8.25%
5 Years	6.94%	5.75%	9.43%	8.25%
10 Years	7.44%	6.14%	9.43%	8.25%
Since Launch	7.95%	7.06%	12.86%	13.66%

Source: Alexander Forbes Investments

Underlying returns (1 month to November 2024)



Maturity profile



Market summary

	1 Month	1 Year	3 Years	5 Years	10 Years
FTSE/JSE All Share	-0.94%	16.04%	10.50%	12.96%	9.04%
FTSE/JSE SWIX	-0.94%	16.74%	10.00%	10.38%	7.18%
FTSE/JSE Capped SWIX ALSI	-0.94%	17.06%	10.34%	11.04%	6.99%
FTSE/JSE SA Property	1.65%	41.16%	15.32%	4.55%	3.19%
All Bond Index	3.06%	19.35%	11.36%	10.04%	8.52%
STeFI Composite index	0.65%	8.50%	7.12%	6.15%	6.66%
MSCI AC World	5.86%	20.37%	12.09%	16.06%	14.78%
FTSE WGBI	2.30%	-1.13%	-1.42%	1.54%	4.63%

Source: Bloomberg and MorningStar

Total investment charge of Class A

Period (Annualised, rolling three-year period): 01 Nov 2021 to 31 Oct 2024

Average annual service charge (incl VAT)	0.61%
Other expenses	0.01%
Total Expense Ratio (TER)¹	0.61%
Transaction Costs (TC)²	0.00%
Total Investment Charges (TER + TC)³	0.61%

Manager/portfolio weightings

Aluwani	55.6%
Ninety One	44.3%
Cash	0.1%
Total	100.0%

Asset allocation

	Local
Bonds	44.5%
Cash	55.5%
Total	100.0%

Top 10 fixed interest issuers

Issuer	%
NEDBANK GROUP LTD	22.1%
ABSA GROUP LIMITED	20.9%
STANDARD BANK GROUP LTD	18.6%
INVESTEC BANK LIMITED	9.5%
FIRSTRAND BANK LIMITED	5.6%
CITIBANK N.A. - RSA BRANCH	1.7%
SOUTH AFRICA (REPUBLIC OF)	1.5%
OLD MUTUAL PLC	1.4%
MERCEDES-BENZ SOUTH AFRICA (PTY) LTD	1.3%
THE THEKWINI FUND 17 (RF) LTD	1.0%
% of total portfolio	83.6%

Income distribution (cent per unit)

Date	Interest	Dividend
November 2024	0.6800	0.0000
October 2024	0.7500	0.0000
September 2024	0.7700	0.0000
August 2024	0.7300	0.0000
July 2024	0.8000	0.0000
June 2024	0.7000	0.0000
May 2024	0.7400	0.0000
April 2024	0.8000	0.0000
March 2024	0.6800	0.0000
February 2024	0.7000	0.0000
January 2024	0.8000	0.0000
December 2023	0.7200	0.0000

Disclosures

- 1. Total expense ratio (TER):** The percentage of the value of the portfolio that was incurred as expenses relating to the administration (charges, levies and fees) of the portfolio. TER is calculated over a rolling three-year period (or since inception, where applicable) and annualised to the most recent calendar quarter. A higher TER does not necessarily imply a good return. The current TER may not necessarily be an accurate indication of future TERs.
- 2. Transaction costs (TC):** The percentage of the value of the portfolio that was incurred as costs relating to the buying and selling of the assets underlying the portfolio. Transaction costs are a necessary cost in administering the portfolio and impacts portfolio returns. It should not be considered in isolation, as returns may be impacted by many other factors over time, including market returns, the type of financial product, the investment decisions of the investment manager and the TER. Calculations are based on actual data where possible and best estimates where actual data is not available.
- 3. Total investment charge (TIC):** The percentage of the portfolio that was incurred as costs relating to the investment of the portfolio. It is the sum of the TER and TC.

Inception date note

*The portfolio inception date is 01 November 2020.

Risks (portfolio specific)

Exposure to foreign securities: Foreign securities within portfolios may have additional material risks, depending on the specific risks affecting that country, such as: potential constraints on liquidity and the repatriation of funds; macroeconomic risks; political risks; foreign exchange risks; tax risks; settlement risks; and potential limitations on the availability of market information. Fluctuations or movements in exchange rates may cause the value of underlying international investments to go up or down. Investors are reminded that an investment in a currency other than their own may expose them to a foreign exchange risk.

Drawdown: The potential magnitude of loss - the largest peak-to-trough decline in returns over the period, also known as the maximum drawdown.

Liquidity: The risk that a given security or asset cannot be traded quickly enough in the market to prevent a loss (or make the required profit).

Bonds: The value of fixed income investments (e.g. bonds) tends to decrease when interest rates and/or inflation rises. Bonds issued by major governments and companies, will be more stable than those issued by emerging markets or smaller corporate issuers. If an issuer experiences financial difficulty, there may be a risk to some, or all, of the capital invested. Any historical or current yields quoted should not be considered reliable indicators of future performance.

For a detailed description of these risks, and other risks that are relevant to the portfolio, please refer to the CIS Risk Disclosure Document, available on the website <https://investdata.alexforbes.com/for-you/forms-and-docs/unit-trusts/>

General Collective Investment Schemes (unit trusts) are generally medium to long-term investments. The value of participatory interests (units) or the investment may go down as well as up. Past performance is not necessarily a guide to future performance. Collective investment schemes are traded at ruling prices and can engage in borrowing and scrip lending (i.e. borrowing and lending of assets). The manager does not provide any guarantee, either with respect to the capital or the return of a portfolio. Different classes of participatory interests apply to these portfolios and are subject to different fees and charges. A schedule of all fees and charges, inclusive of VAT and maximum commissions, is available on request from us or from your financial adviser. Forward pricing is used. Any forecast and/or commentary in this document are not guaranteed to occur. Redemptions The collective investment scheme may borrow up to 10% of the market value of the portfolio to bridge insufficient liquidity. The ability of the portfolio to repurchase, is dependent upon the liquidity of the securities and cash of the portfolio. A manager may suspend repurchases for a period, subject to regulatory approval, to await liquidity, and the manager must keep the investors informed about these circumstances. Yields The yield for bond and income portfolios is historic and is calculated quarterly. Prices

The latest prices and TER are published daily in the Business Report (South Africa's National Financial Daily) and are made available on our website investdata.alexforbes.com/for-you/daily-unit-prices.

Performance fees Performance fees are not levied on the portfolio. Performance returns Lump-sum performance returns are being quoted. Income distributions, prior to deduction of applicable taxes, are included in the performance calculations. NAV to NAV figures have been used for the performance calculations, as calculated by the Manager at the valuation point defined in the deed, over all reporting periods. Investment performance calculations are available for verification upon request by any person. Reinvestment of income is calculated on the actual amount distributed per participatory interest, using the ex-dividend date NAV price of the applicable class of the portfolio, irrespective of the actual reinvestment date. The performance is calculated for the fee class. The individual investor performance may differ, as a result of initial fees, the actual investment date, the date of reinvestment and dividend withholding tax. The rate of return is calculated on a total return basis, and the following elements may involve a reduction of the investor's capital: interest rates, economic outlook, inflation, deflation, economic and political shocks or changes in economic policy. Annualised returns are period returns re-scaled to a period of one year. This allows investors to compare returns of different assets that they have owned for different lengths of time. All period returns greater than one year have been annualised. Returns for periods less than one year have not been annualised. A cumulative return is the aggregate amount an investment has gained or lost over time, independent of the period of time involved. Actual annual figures are available to the investor on request. Valuations and transaction cut-off times The portfolio is valued daily, at the end of the day (18:00). The withdrawal instruction must be received before 13:00 on the pricing date, failing which, the next pricing date will apply.

Additional information

For additional information on the portfolio, refer to the following documents, available on our website www.alexforbes.com from your financial adviser, or on request from the manager, free of charge.

- [Application forms-Legal Entity](#)
- [Application forms-Individual](#)
- [Annual report](#)
- [Fee schedule](#)
- [Quarterly General Investor Report](#)

Complaints and conflicts of interest

The complaints policy and procedure, as well as the conflicts of interest management policy, are available on our website <https://investors.alexforbes.com/governance/> Associates of the manager may be invested within certain portfolios, and the details thereof are available from the manager.

Contact details

CIS Manager
Alexander Forbes Investments Unit Trusts Limited, **Registration number:** 2001/015776/06. **Physical address:** 115 West Street, Sandown, 2196. **Postal address:** PO Box 786055, Sandton, 2146. **Telephone number:** + 27 (0)11 505 6000. **Email address:** afinvestments@alexforbes.com. **Website address:** www.alexforbes.com. **Director names:** : <https://alexforbes.com/about-us/company-directors.html> The manager is registered as a manager of collective investment schemes, in terms of the *Collective Investment Schemes Control Act*. The manager, through Alexander Forbes Group Holdings Limited, is a member of the Association for Savings and Investment South Africa (ASISA).

Trustee

FirstRand Bank Limited, acting through RMB Trustee Services. **Registration number:** 1929/001225/06. **Physical address:** No. 3 First Place, Corner Jeppe and Simmonds Streets, Johannesburg, 2001. **Postal address:** PO Box 7713, Johannesburg, 2000. **Telephone number:** +27 (0) 87 736 1732. **Email address:** info@rmb.co.za. **Website address:** www.rmb.co.za. The trustee is registered as a trustee of collective investment schemes, in terms of the *Collective Investment Schemes Control Act*.

Investment Manager

Alexander Forbes Investments Limited. **Registration number:** 1997/000595/06. FSP number: 711. **Physical address:** 115 West Street, Sandown, 2196. **Postal address:** PO Box 786055, Sandton, 2146. **Telephone number:** + 27 (0)11 505 6000. **Email address:** afinvestments@alexforbes.com. **Website address:** www.alexforbes.com. The investment manager is an authorised Financial Services Provider (FSP), as discretionary FSP, in terms of Section 8 of the *Financial Advisory and Intermediary Services Act* (FAIS). This information is not advice, as defined in FAIS. Please be advised that there may be supervised representatives.

Notes:

Advice fees: An initial fee of up to 0.69% (including VAT) may be charged by your financial adviser, as well as an ongoing annual fee of up to 1.15% (including VAT). These fees may be negotiated between yourself and your adviser.

Class: The most expensive class for this portfolio is the A Class.

Rounding: Figures in this report may not add up to 100%, due to rounding of decimals.