

Alexander Forbes Investments Unit Trust Scheme

Minimum Disclosure Document

November 2024

AF Investments Flexible Fund of Funds - Class A

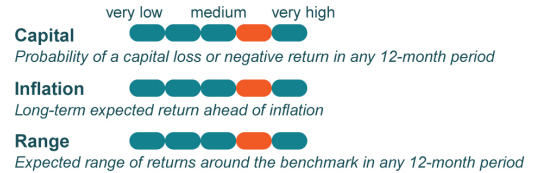
Fee class launch date*

1 February 2015

Fund size

R 71.2 million

Risk profile



Denomination

South African Rand

ASISA portfolio category

Worldwide - Multi Asset - Flexible

Minimum investment

R30 000 single premium, R500 monthly by debit order

Income distribution

Declared on the last working day of March and September, paid within six weeks of declaration date

Benchmark

Headline CPI + 5%

Portfolio objective

The portfolio aims to maximise capital growth over the longer term through investing in a combination of collective investment scheme portfolios, comprising a flexible combination of local and global specific asset-class portfolios or balanced portfolios, with flexibility across countries and regions. The underlying portfolios will be diversified across investment styles. The portfolio aims to maximise total investment returns through varying asset allocation, with no restriction across countries or regions.

Investment policy summary

The portfolio is a high-risk portfolio aimed at adding value through investing in participatory interests of other collective investment scheme portfolios and financial instruments for the exclusive purpose of hedging exchange-rate risks. Investments to be included in the portfolio will, apart from assets in liquid form, consist solely of participatory interests in local and global-specific asset-class portfolios or balanced, with flexibility across countries and regions, that invest in a flexible combination of investments available in the equity, bond, money market, property, financial instruments and listed instruments where the underlying assets are precious metals and which do not require physical delivery of the precious metal, as legislation permits. The underlying portfolios may be aggressively managed, with assets being shifted between the various markets and asset classes, to reflect changing economic and market conditions, and the managers are afforded a significant degree of discretion over asset allocation, to maximise total returns over the long term. With respect to participatory interests of portfolios operated outside of South Africa, the manager and the trustees will first satisfy themselves that the regulatory environment in which these portfolios operate are of a sufficient standard to provide investors protection, as a minimum, equivalent to that in South Africa. The manager will be permitted to invest, at its discretion, on behalf of the portfolio, in offshore investments, as legislation permits. There are no additional mandate investment limitations.

Expected number of asset manager/s

For optimal diversification one can expect two to four managers in this portfolio.

Strategic asset allocation

Managers/Portfolios

Managers/Portfolios	SMA*
Coronation Optimal Growth Fund	28.5%
Nedgroup Bravata Flexible Fund	28.0%
Visio Flexible Equity Fund	22.0%
36One BCI Flexible Opportunity Fund	21.0%
Cash	0.5%



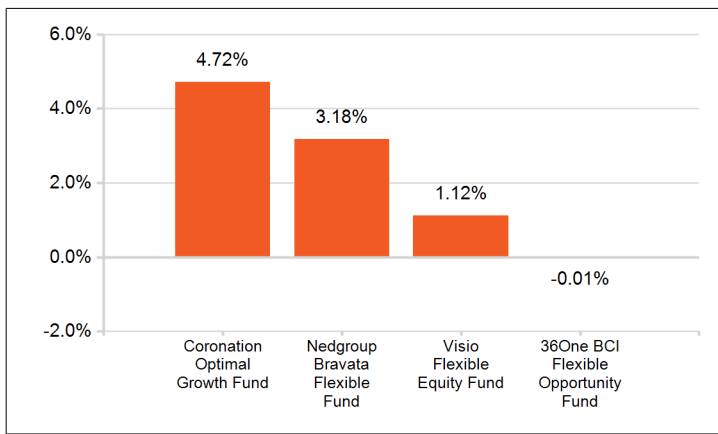
***Strategic manager allocation**

Performance of Class A to November 2024

	Benchmark		Highest Annual (%)		Lowest Annual (%)	
	Portfolio	Benchmark	Portfolio	Benchmark	Portfolio	Benchmark
1 Month	2.35%	0.32%				
1 Year	15.93%	7.97%				
3 Years	9.07%	10.52%	21.71%	12.96%	-3.62%	7.97%
5 Years	11.48%	9.99%	29.02%	12.96%	-3.62%	7.17%
Since Launch	9.63%	10.08%	29.02%	12.96%	-5.40%	7.17%

Source: Alexander Forbes Investments

Underlying returns (1 month to November 2024)



Top 10 equity holdings (% of total portfolio)

ABSA GROUP LIMITED	2.7%
REINET INVESTMENTS	2.7%
AYLETT GLOBAL EQUITY FUND B3	2.1%
PROSUS	1.9%
SHOPRITE	1.7%
BERKSHIRE HATHAWAY B	1.5%
REMGRO	1.4%
ALEXANDER FORBES EQUITY HOLDINGS PROPRIETARY	1.3%
ANGLOGOLD ASHANTI	1.2%
INVICTA HOLDINGS	1.2%
Total	17.6%

Market summary

	1 Month	1 Year	3 Years	5 Years	10 Years
FTSE/JSE All Share	-0.94%	16.04%	10.50%	12.96%	9.04%
FTSE/JSE SWIX	-0.94%	16.74%	10.00%	10.38%	7.18%
FTSE/JSE Capped SWIX ALSI	-0.94%	17.06%	10.34%	11.04%	6.99%
FTSE/JSE SA Property	1.65%	41.16%	15.32%	4.55%	3.19%
All Bond Index	3.06%	19.35%	11.36%	10.04%	8.52%
STeFI Composite index	0.65%	8.50%	7.12%	6.15%	6.66%
MSCI AC World	5.86%	20.37%	12.09%	16.06%	14.78%
FTSE WGBI	2.30%	-1.13%	-1.42%	1.54%	4.63%

Source: Bloomberg and MorningStar

Total investment charge of Class A

Period (Annualised, rolling three-year period): 01 Nov 2021 to 31 Oct 2024

Average annual service charge (incl VAT)	0.48%
Underlying fund expense	1.27%
Other expenses	0.01%
Total Expense Ratio (TER)¹	1.76%
Transaction Costs (TC)²	0.00%
Total Investment Charges (TER + TC)³	1.76%

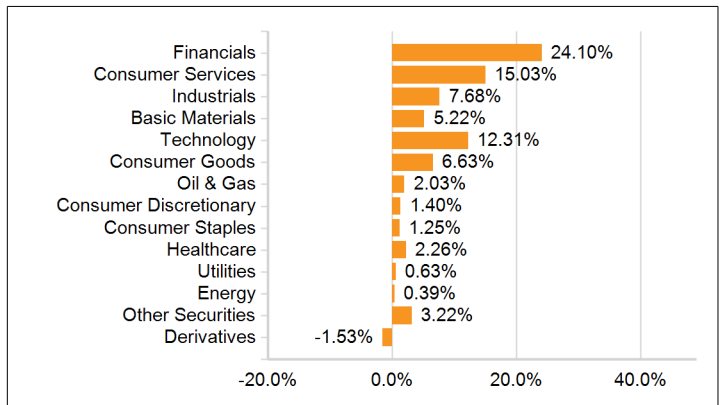
Manager/portfolio weightings

Coronation Optimal Growth Fund	27.3%
Nedgroup Bravata Flexible Fund	27.0%
Visio Flexible Equity Fund	23.0%
36One BCI Flexible Opportunity Fund	21.5%
Cash	1.2%
Total	100.0%

Asset allocation

	Local	Global	Combined
Equity Excluding Property	34.6%	42.1%	76.7%
Property	2.6%	1.4%	4.0%
Bonds	8.4%	2.1%	10.4%
Cash	5.8%	2.7%	8.5%
Commodities	0.2%	0.3%	0.4%
Total	51.5%	48.5%	100.0%

Industry sector breakdown (% of total portfolio)



Disclosures

- 1. Total expense ratio (TER):** The percentage of the value of the portfolio that was incurred as expenses relating to the administration (charges, levies and fees) of the portfolio. TER is calculated over a rolling three-year period (or since inception, where applicable) and annualised to the most recent calendar quarter. A higher TER does not necessarily imply a good return. The current TER may not necessarily be an accurate indication of future TERs.
- 2. Transaction costs (TC):** The percentage of the value of the portfolio that was incurred as costs relating to the buying and selling of the assets underlying the portfolio. Transaction costs are a necessary cost in administering the portfolio and impacts portfolio returns. It should not be considered in isolation, as returns may be impacted by many other factors over time, including market returns, the type of financial product, the investment decisions of the investment manager and the TER. Calculations are based on actual data where possible and best estimates where actual data is not available.
- 3. Total investment charge (TIC):** The percentage of the portfolio that was incurred as costs relating to the investment of the portfolio. It is the sum of the TER and TC.

PLEASE NOTE THAT THE FUND IS CURRENTLY SUBJECT TO A FEE DISCOUNT UNTIL 31 OCTOBER 2025.

Inception date note

*The portfolio inception date is 26 August 2014.

Risks (portfolio specific)

Derivatives: There is no assurance that a portfolio's use of a derivative strategy will succeed. A portfolio's management may employ a sophisticated risk management process, to oversee and manage derivative exposures within a portfolio, but the use of derivative instruments may involve risks different from, and, in certain cases, greater than, the risks presented by the securities from which they are derived.

Exposure to foreign securities: Foreign securities within portfolios may have additional material risks, depending on the specific risks affecting that country, such as: potential constraints on liquidity and the repatriation of funds; macroeconomic risks; political risks; foreign exchange risks; tax risks; settlement risks; and potential limitations on the availability of market information. Fluctuations or movements in exchange rates may cause the value of underlying international investments to go up or down. Investors are reminded that an investment in a currency other than their own may expose them to a foreign exchange risk.

Fund of funds: A fund of funds is a portfolio that invests in portfolios of collective investment schemes (unit trusts) that levy their own charges, which could result in a higher fee structure for the fund of funds.

Drawdown: The potential magnitude of loss - the largest peak-to-trough decline in returns over the period, also known as the maximum drawdown.

Liquidity: The risk that a given security or asset cannot be traded quickly enough in the market to prevent a loss (or make the required profit).

Equities: The value of equities may vary according to company profits and future prospects, as well as more general market factors. In the event of a company default, the owners of their equity rank last in terms of any financial payment from that company.

Bonds: The value of fixed income investments (e.g. bonds) tends to decrease when interest rates and/or inflation rises. Bonds issued by major governments and companies, will be more stable than those issued by emerging markets or smaller corporate issuers. If an issuer experiences financial difficulty, there may be a risk to some, or all, of the capital invested. Any historical or current yields quoted should not be considered reliable indicators of future performance.

For a detailed description of these risks, and other risks that are relevant to the portfolio, please refer to the CIS Risk Disclosure Document, available on the website

https://myapi.alexanderforbes.co.za/content/download/afinvestments/investmentsolutionspdf/files?path=CIS_RiskDisclosure.pdf

General

Collective Investment Schemes (unit trusts) are generally medium to long-term investments. The value of participatory interests (units) or the investment may go down as well as up. Past performance is not necessarily a guide to future performance. Collective investment schemes are traded at ruling prices and can engage in borrowing and scrip lending (i.e. borrowing and lending of assets). The manager does not provide any guarantee, either with respect to the capital or the return of a portfolio. Different classes of participatory interests apply to these portfolios and are subject to different fees and charges. A schedule of all fees and charges, inclusive of VAT and maximum commissions, is available on request from us or from your financial adviser. Forward pricing is used. Any forecast and/or commentary in this document are not guaranteed to occur.

Redemptions

The collective investment scheme may borrow up to 10% of the market value of the portfolio to bridge insufficient liquidity. The ability of the portfolio to repurchase, is dependent upon the liquidity of the securities and cash of the portfolio. A manager may suspend repurchases for a period, subject to regulatory approval, to await liquidity, and the manager must keep the investors informed about these circumstances.

Yields

The yield for bond and income portfolios is historic and is calculated quarterly.

Prices

The latest prices and TER are published daily in the Business Report (South Africa's National Financial Daily) and are made available on our website

<https://investdata.alexforbes.com/for-you/daily-unit-prices>

Performance fees

Performance fees are not levied on the portfolio.

Performance returns

Lump-sum performance returns are being quoted. Income distributions, prior to deduction of applicable taxes, are included in the performance calculations. NAV to NAV figures have been used for the performance calculations, as calculated by the Manager at the valuation point defined in the deed, over all reporting periods. Investment performance calculations are available for verification upon request by any person. Reinvestment of income is calculated on the actual amount distributed per participatory interest, using the ex-dividend date NAV price of the applicable class of the portfolio, irrespective of the actual reinvestment date. The performance is calculated for the fee class. The individual investor performance may differ, as a result of initial fees, the actual investment date, the date of reinvestment and dividend withholding tax. The rate of return is calculated on a total return basis, and the following elements may involve a reduction of the investor's capital: interest rates, economic outlook, inflation, deflation, economic and political shocks or changes in economic policy. Annualised returns are period returns re-scaled to a period of one year. This allows investors to compare returns of different assets that they have owned for different lengths of time. All period returns greater than one year have been annualised. Returns for periods less than one year have not been annualised. A cumulative return is the aggregate amount an investment has gained or lost over time, independent of the period of time involved. Actual annual figures are available to the investor on request.

Valuations and transaction cut-off times

The portfolio is valued daily, at the end of the day (18:00). The withdrawal instruction must be received before 13:00 on the pricing date, failing which, the next pricing date will apply.

Additional information

For additional information on the portfolio, refer to the following documents, available on our website www.alexforbes.com, from your financial adviser, or on request from the manager, free of charge.

- [Application forms-Legal Entity](#)
- [Application forms-Individual](#)
- [Annual report](#)
- [Fee schedule](#)
- [Quarterly General Investor Report](#)

Complaints and conflicts of interest

The complaints policy and procedure, as well as the conflicts of interest management policy, are available on our website [Governance - alexforbes investor relations](#). Associates of the manager may be invested within certain portfolios, and the details thereof are available from the manager.

Closure of portfolio

The manager has the right to close the portfolio to new investors, in order to manage it more efficiently, in accordance with its mandate.

Contact details

CIS Manager
Alexander Forbes Investments Unit Trusts Limited. **Registration number:** 2001/015776/06. **Physical address:** 115 West Street, Sandown, 2196. **Postal address:** PO Box 786055, Sandton, 2146. **Telephone number:** + 27 (0)11 505 6000. **Email address:** afinvestments@alexforbes.com. **Website address:** www.alexforbes.com. **Director names:** <https://alexforbes.com/about-us/company-directors.html>. The manager is registered as a manager of collective investment schemes, in terms of the *Collective Investment Schemes Control Act*. The manager, through Alexander Forbes Group Holdings Limited, is a member of the Association for Savings and Investment South Africa (ASISA).

Trustee

FirstRand Bank Limited, acting through RMB Trustee Services. **Registration number:** 1929/001225/06. **Physical address:** No. 3 First Place, Corner Jeppe and Simmonds Streets, Johannesburg, 2001. **Postal address:** PO Box 7713, Johannesburg, 2000. **Telephone number:** +27 (0) 87 736 1732. **Email address:** info@rmb.co.za. **Website address:** www.rmb.co.za. The trustee is registered as a trustee of collective investment schemes, in terms of the *Collective Investment Schemes Control Act*.

Investment Manager

Alexander Forbes Investments Limited. **Registration number:** 1997/000595/06. FSP number: 711, **Physical address:** 115 West Street, Sandown, 2196. **Postal address:** PO Box 786055, Sandton, 2146. **Telephone number:** + 27 (0)11 505 6000. **Email address:** afinvestments@alexforbes.com. **Website address:** www.alexforbes.com. The investment manager is an authorised Financial Services Provider (FSP), as discretionary FSP, in terms of Section 8 of the *Financial Advisory and Intermediary Services Act* (FAIS). This information is not advice, as defined in FAIS. Please be advised that there may be supervised representatives.

Notes:

Advice fees: An initial fee of up to 3.45% (including VAT) may be charged by your financial adviser, as well as an ongoing annual fee of up to 1.15% (including VAT). These fees may be negotiated between yourself and your adviser.

Class: The most expensive class for this portfolio is the A Class.

Rounding: Figures in this report may not add up to 100%, due to rounding of decimals.

Benchmarks: All benchmarks based on the ASISA standard series reflect proxy benchmark returns as the signed off Morningstar benchmarks are not available at the date of publication.