

# Alexander Forbes Investments Unit Trust Scheme

## Minimum Disclosure Document

November 2024

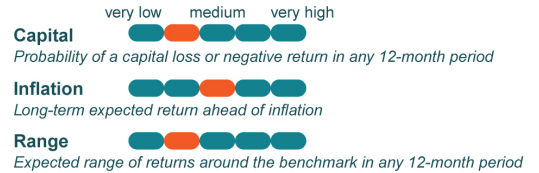
### AF Investments Enhanced Income Unit Trust - Class A

**Fee class launch date\***

14 September 2009

**Fund size**

R 1.4 billion

**Risk profile**

**Denomination**

South African Rand

**ASISA portfolio category**

South African - Multi Asset - Income

**Minimum investment**

R30 000 single premium, R500 monthly by debit order

**Income distribution**

Declared on the last working day of March, June, September and December, paid within six weeks of declaration date

**Benchmark**

110% Short-term Fixed Interest Composite Index

**Portfolio objective**

The portfolio aims to earn a higher level of income than a portfolio restricted to having a duration of less than two years, while still providing some capital protection. There will be some ability for the portfolio to experience capital gains, primarily through exposure to equity and property. This will be limited, as the aim is generally to ensure capital protection. The portfolio will have a more flexible maturity profile and not be restricted to a two-year average maturity limit.

**Investment policy summary**

The portfolio will combine high-yielding asset classes and aims to provide a higher level of income, relative to portfolios restricted to duration of less than two years, and also aims to grow the income at a faster rate. It is a high income-producing portfolio, blending asset classes, to maximise income, such as assets in liquid form (incorporating cash and money market instruments), bonds, inflation linked bonds, debentures, listed property securities, preference shares, equity securities, and other non-equity securities, as permitted by legislation. The blend of asset classes within the portfolio will be in accordance with the requirements applicable to portfolios that are classified as multi asset, income portfolios. The portfolio may invest in listed and unlisted financial instruments, as legislation permits. The manager may also include unlisted forward currency, interest rate and exchange rate swap transactions, for the purpose of efficient portfolio management. The portfolio is permitted to include foreign securities, as permitted by legislation. The portfolio may not be leveraged. The manager may also invest in participatory interests or any other form of participation in portfolios of collective investment schemes or other similar collective investment schemes, as the Act may allow from time to time, and which are consistent with the portfolio's investment policy. There are no additional mandate investment limitations.

**Expected number of asset manager/s**

For optimal diversification one can expect two to four managers in this portfolio

**Strategic asset allocation**
**Managers/Portfolios**

Managers/Portfolios	SMA*
Coronation	44.7%
Futuregrowth	29.0%
Abax	25.8%
Cash	0.5%
Transition	0.0%



Equity Excluding Property  
0% - 10%



Property  
0% - 25%



Bonds  
0% - 100%



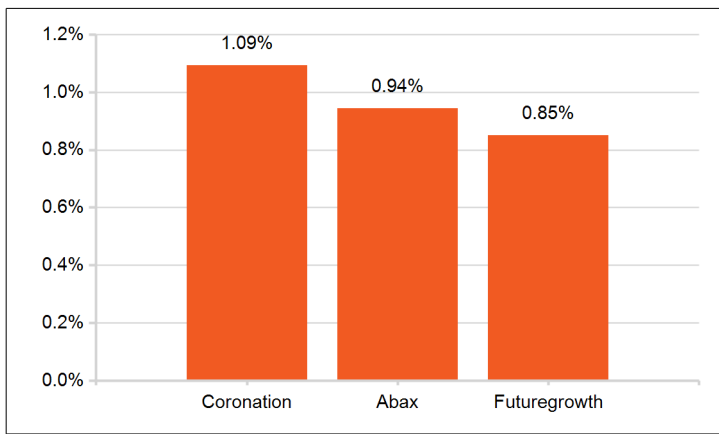
Cash  
0% - 100%

**\*Strategic manager allocation**
**Performance of Class A to November 2024**

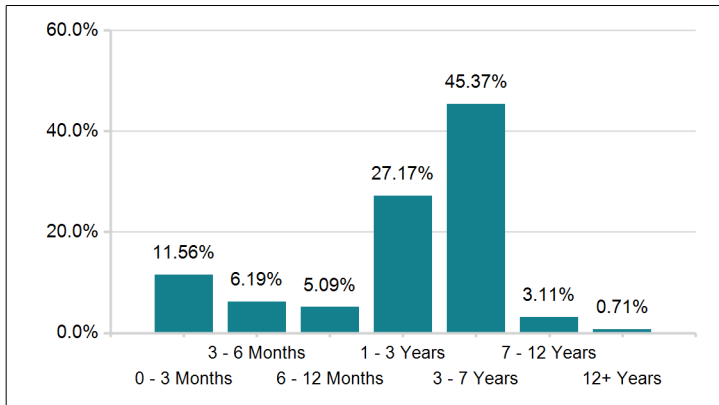
	Portfolio	Benchmark	Highest Annual (%)		Lowest Annual (%)	
			Portfolio	Benchmark	Portfolio	Benchmark
1 Month	0.91%	0.69%				
1 Year	10.71%	9.33%				
3 Years	8.55%	7.82%	12.10%	9.43%	4.00%	4.19%
5 Years	7.29%	6.77%	12.10%	9.43%	4.00%	4.15%
10 Years	7.68%	7.10%	12.10%	10.01%	4.00%	3.94%
Since Launch	7.48%	7.26%	12.10%	10.63%	4.00%	2.73%

Source: Alexander Forbes Investments

## Underlying returns (1 month to November 2024)



## Maturity profile



## Market summary

	1 Month	1 Year	3 Years	5 Years	10 Years
FTSE/JSE All Share	-0.94%	16.04%	10.50%	12.96%	9.04%
FTSE/JSE SWIX	-0.94%	16.74%	10.00%	10.38%	7.18%
FTSE/JSE Capped SWIX ALSI	-0.94%	17.06%	10.34%	11.04%	6.99%
FTSE/JSE SA Property	1.65%	41.16%	15.32%	4.55%	3.19%
All Bond Index	3.06%	19.35%	11.36%	10.04%	8.52%
STeFI Composite index	0.65%	8.50%	7.12%	6.15%	6.66%
MSCI AC World	5.86%	20.37%	12.09%	16.06%	14.78%
FTSE WGBI	2.30%	-1.13%	-1.42%	1.54%	4.63%

Source: Bloomberg and MorningStar

## Total investment charge of Class A

Period (Annualised, rolling three-year period): 01 Nov 2021 to 31 Oct 2024

Average annual service charge (incl VAT)	0.92%
Other expenses	0.00%
<b>Total Expense Ratio (TER)<sup>1</sup></b>	<b>0.92%</b>
<b>Transaction Costs (TC)<sup>2</sup></b>	<b>0.00%</b>
<b>Total Investment Charges (TER + TC)<sup>3</sup></b>	<b>0.93%</b>

## Disclosures

- Total expense ratio (TER):** The percentage of the value of the portfolio that was incurred as expenses relating to the administration (charges, levies and fees) of the portfolio. TER is calculated over a rolling three-year period (or since inception, where applicable) and annualised to the most recent calendar quarter. A higher TER does not necessarily imply a good return. The current TER may not necessarily be an accurate indication of future TERs.
- Transaction costs (TC):** The percentage of the value of the portfolio that was incurred as costs relating to the buying and selling of the assets underlying the portfolio. Transaction costs are a necessary cost in administering the portfolio and impacts portfolio returns. It should not be considered in isolation, as returns may be impacted by many other factors over time, including market returns, the type of financial product, the investment decisions of the investment manager and the TER. Calculations are based on actual data where possible and best estimates where actual data is not available.
- Total investment charge (TIC):** The percentage of the portfolio that was incurred as costs relating to the investment of the portfolio. It is the sum of the TER and TC.

## Inception date note

\*The portfolio inception date is 06 August 2008.

## Risks (portfolio specific)

Date of Issue: 12 December 2024

## Manager/portfolio weightings

Coronation	44.7%
Futuregrowth	29.1%
Abax	25.8%
Cash	0.3%
Transition	0.1%
<b>Total</b>	<b>100.0%</b>

## Asset allocation

	Local	Global	Combined
Property	0.8%	0.0%	0.8%
Bonds	71.4%	1.2%	72.6%
Cash	26.2%	0.4%	26.6%
Alternatives	0.0%	0.0%	0.0%
<b>Total</b>	<b>98.4%</b>	<b>1.6%</b>	<b>100.0%</b>

## Top 10 fixed interest issuers

Issuer	%
SOUTH AFRICA (REPUBLIC OF)	24.5%
STANDARD BANK GROUP LTD	13.5%
ABSA GROUP LIMITED	13.4%
FIRSTRAND BANK LIMITED	11.3%
NEDBANK GROUP LTD	8.5%
INVESTEC BANK LIMITED	4.5%
CORONATION FUND MANAGERS LIMITED	2.2%
OLD MUTUAL PLC	2.1%
TRANSNET SOC LIMITED	2.0%
MTN GROUP LIMITED	1.7%
<b>% of total portfolio</b>	<b>83.8%</b>

**Derivatives:** There is no assurance that a portfolio's use of a derivative strategy will succeed. A portfolio's management may employ a sophisticated risk management process, to oversee and manage derivative exposures within a portfolio, but the use of derivative instruments may involve risks different from, and, in certain cases, greater than, the risks presented by the securities from which they are derived.

**Exposure to foreign securities:** Foreign securities within portfolios may have additional material risks, depending on the specific risks affecting that country, such as: potential constraints on liquidity and the repatriation of funds; macroeconomic risks; political risks; foreign exchange risks; tax risks; settlement risks; and potential limitations on the availability of market information. Fluctuations or movements in exchange rates may cause the value of underlying international investments to go up or down. Investors are reminded that an investment in a currency other than their own may expose them to a foreign exchange risk.

**Drawdown:** The potential magnitude of loss - the largest peak-to-trough decline in returns over the period, also known as the maximum drawdown.

**Liquidity:** The risk that a given security or asset cannot be traded quickly enough in the market to prevent a loss (or make the required profit).

**Equities:** The value of equities may vary according to company profits and future prospects, as well as more general market factors. In the event of a company default, the owners of their equity rank last in terms of any financial payment from that company.

**Bonds:** The value of fixed income investments (e.g. bonds) tends to decrease when interest rates and/or inflation rises. Bonds issued by major governments and companies, will be more stable than those issued by emerging markets or smaller corporate issuers. If an issuer experiences financial difficulty, there may be a risk to some, or all, of the capital invested. Any historical or current yields quoted should not be considered reliable indicators of future performance.

For a detailed description of these risks, and other risks that are relevant to the portfolio, please refer to the CIS Risk Disclosure Document, available on the website [https://myapi.alexforbes.co.za/content/download/afinvestments/investmentsolutionspdfsfiles?path=CIS\\_RiskDisclosure.pdf](https://myapi.alexforbes.co.za/content/download/afinvestments/investmentsolutionspdfsfiles?path=CIS_RiskDisclosure.pdf)

## General

Collective Investment Schemes (unit trusts) are generally medium to long-term investments. The value of participatory interests (units) or the investment may go down as well as up. Past performance is not necessarily a guide to future performance. Collective investment schemes are traded at ruling prices and can engage in borrowing and scrip lending (i.e. borrowing and lending of assets). The manager does not provide any guarantee, either with respect to the capital or the return of a portfolio. Different classes of participatory interests apply to these portfolios and are subject to different fees and charges. A schedule of all fees and charges, inclusive of VAT and maximum commissions, is available on request from us or from your financial adviser. Forward pricing is used. Any forecast and/or commentary in this document are not guaranteed to occur.

## Redemptions

The collective investment scheme may borrow up to 10% of the market value of the portfolio to bridge insufficient liquidity. The ability of the portfolio to repurchase, is dependent upon the liquidity of the securities and cash of the portfolio. A manager may suspend repurchases for a period, subject to regulatory approval, to await liquidity, and the manager must keep the investors informed about these circumstances.

## Yields

The yield for bond and income portfolios is historic and is calculated quarterly.

## Prices

The latest prices and TER are published daily in the Business Report (South Africa's National Financial Daily) and are made available on our website <https://investdata.alexforbes.com/for-you/daily-unit-prices>

## Performance fees

Performance fees are not levied on the portfolio.

## Performance returns

Lump-sum performance returns are being quoted. Income distributions, prior to deduction of applicable taxes, are included in the performance calculations. NAV to NAV figures have been used for the performance calculations, as calculated by the Manager at the valuation point defined in the deed, over all reporting periods. Investment performance calculations are available for verification upon request by any person. Reinvestment of income is calculated on the actual amount distributed per participatory interest, using the ex-dividend date NAV price of the applicable class of the portfolio, irrespective of the actual reinvestment date. The performance is calculated for the fee class. The individual investor performance may differ, as a result of initial fees, the actual investment date, the date of reinvestment and dividend withholding tax. The rate of return is calculated on a total return basis, and the following elements may involve a reduction of the investor's capital: interest rates, economic outlook, inflation, deflation, economic and political shocks or changes in economic policy. Annualised returns are period returns re-scaled to a period of one year. This allows investors to compare returns of different assets that they have owned for different lengths of time. All period returns greater than one year have been annualised. Returns for periods less than one year have not been annualised. A cumulative return is the aggregate amount an investment has gained or lost over time, independent of the period of time involved. Actual annual figures are available to the investor on request.

## Valuations and transaction cut-off times

The portfolio is valued daily, at the end of the day (18:00). The withdrawal instruction must be received before 13:00 on the pricing date, failing which, the next pricing date will apply.

## Additional information

For additional information on the portfolio, refer to the following documents, available on our website [www.alexforbes.com](http://www.alexforbes.com), from your financial adviser, or on request from the manager, free of charge.

- [Application forms-Legal Entity](#)
- [Application forms-Individual](#)
- [Annual report](#)
- [Fee schedule](#)
- [Quarterly General Investor Report](#)

## Complaints and conflicts of interest

The complaints policy and procedure, as well as the conflicts of interest management policy, are available on our website <https://investors.alexforbes.com/governance/> Associates of the manager may be invested within certain portfolios, and the details thereof are available from the manager.

## Closure of portfolio

## Contact details

The manager has the right to close the portfolio to new investors, in order to manage it more efficiently, in accordance with its mandate.

## CIS Manager

Alexander Forbes Investments Unit Trusts Limited, **Registration number:** 2001/015776/06. **Physical address:** 115 West Street, Sandown, 2196. **Postal address:** PO Box 786055, Sandton, 2146. **Telephone number:** + 27 (0)11 505 6000. **Email address:** [afinvestments@alexforbes.com](mailto:afinvestments@alexforbes.com). **Website address:** [www.alexforbes.com](http://www.alexforbes.com). **Director names:** <https://investors.alexforbes.com/governance/> The manager is registered as a manager of collective investment schemes, in terms of the *Collective Investment Schemes Control Act*. The manager, through Alexander Forbes Group Holdings Limited, is a member of the Association for Savings and Investment South Africa (ASISA).

## Trustee

FirstRand Bank Limited, acting through RMB Trustee Services. **Registration number:** 1929/001225/06. **Physical address:** No. 3 First Place, Corner Jeppe and Simmonds Streets, Johannesburg, 2001. **Postal address:** PO Box 7713, Johannesburg, 2000. **Telephone number:** +27 (0) 87 736 1732. **Email address:** [info@rmb.co.za](mailto:info@rmb.co.za). **Website address:** [www.rmb.co.za](http://www.rmb.co.za). The trustee is registered as a trustee of collective investment schemes, in terms of the *Collective Investment Schemes Control Act*.

## Investment Manager

Alexander Forbes Investments Limited. **Registration number:** 1997/000595/06. FSP number: 711, **Physical address:** 115 West Street, Sandown, 2196. **Postal address:** PO Box 786055, Sandton, 2146. **Telephone number:** + 27 (0)11 505 6000. **Email address:** [afinvestments@alexforbes.com](mailto:afinvestments@alexforbes.com). **Website address:** [www.alexforbes.com](http://www.alexforbes.com). The investment manager is an authorised Financial Services Provider (FSP), as discretionary FSP, in terms of Section 8 of the *Financial Advisory and Intermediary Services Act* (FAIS). This information is not advice, as defined in FAIS. Please be advised that there may be supervised representatives.

## Notes:

**Advice fees:** An initial fee of up to 3.45% (including VAT) may be charged by your financial adviser, as well as an ongoing annual fee of up to 1.15% (including VAT). These fees may be negotiated between yourself and your adviser.

**Class:** The most expensive class for this portfolio is the A Class.

**Rounding:** Figures in this report may not add up to 100%, due to rounding of decimals.